



YY-0110

System Assembly Instruction


A. 0110 CURB CASE
System Board Assembly




B. 0110
Cooling Fan Assembly




C. 0110 HDD
3.5" HDD Assembly




D. 0110
8cm Cooling Fan
Assembly



E. 0110
Open Front Panel



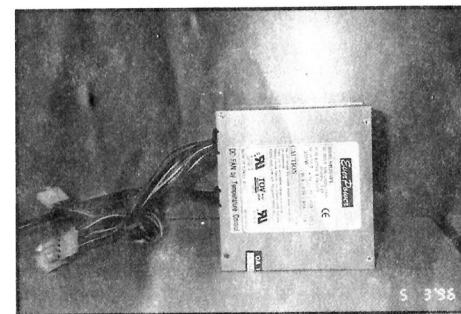
F. 0110
Power Supply Assembly




Wires Instruction

| Connector | Pin No | Color | Remark |
|----------------------------|--------|--------|-----------|
| Key Lock & Power LED | 1 | Green | |
| | 2 | | Power LED |
| | 3 | White | |
| | 4 | Blue | Key Lock |
| | 5 | White | |
| Turbo SW | 1 | Red | |
| | 2 | Black | |
| | 3 | White | |
| Reset SW | 1 | Grey | |
| | 2 | Grey | |
| Turbo LED | 1 | Yellow | |
| | 2 | White | |
| TAPE LED | 1 | Orange | 1 PCS |
| | 2 | White | |
| COMI LED | 1 | Orange | 1 PCS |
| | 2 | White | |
| Disk LED | 1 | Orange | 4 PCS |
| | 2 | White | |

G. 0110
PS/2 Power Supply



H. 0110
3.5" HDD Assembly



CODE : 2002301